


Introducing The SCT 3DSM FullTime Scoliosis Orthosis

Crafted using our SCT 3DSM Modification System

We've developed our advanced **SCT 3DSM Modification System** (Sagittal, Coronal, Transverse) to provide practitioners with the best outcome for their patients.

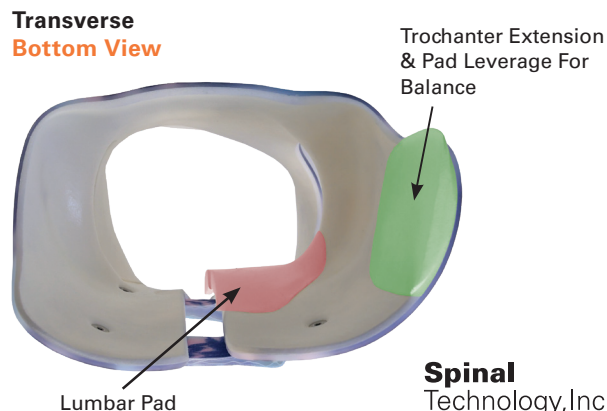
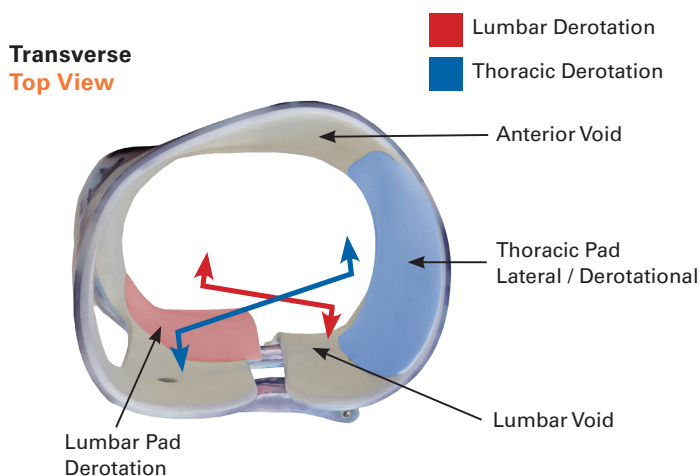


- **Computer enhanced modification via CAD/CAM technology**
- **Allows for 3D segmental (Lumbar/Thoracic) lateral and rotational forces of Lumbar & Thoracic curves**
- **Allows for measurable lateral shift of curves to midline**
- **Provides precise measurable relief/void areas on the opposing sides of the Scoliosis curve from the lateral and rotational forces to a millimeter**
- **Provides the ability to control the angles of the Sagittal Plane regarding Lumbar lordosis and Thoracic kyphosis**
- **Each design by either patient scan, negative cast or measurement is customized to each patient's shape and curve pattern**



Our **SCT 3DSM Modification System** combined with our two decades of CAD/CAM experience allows us to lead the way in using next generation technology for custom fit and fabrication.

Transverse views showing derotational forces and void areas



Spinal Technology, Inc.

Send your orders to: orders@spinaltech.com
Call us for more information: 800 253 7868

Follow us
@spinaltechnologyinc

Like us
@spinaltechnologyinc

